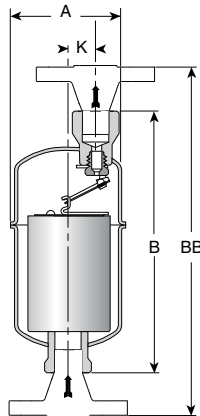




1000 Series Inverted Bucket Steam Traps

All Stainless Steel for Vertical Installation
For Pressures to 45 bar...Capacities to 2 000 kg/h

Steam Trapping and Steam Tracing Equipment



Description

Armstrong 1000 Series stainless steel inverted bucket steam traps normally last three to four times longer than conventional traps used in identical services. Heat-treated stainless steel valves and seats are of the same design, material and workmanship as those used in traps for pressures up to 62 bar and temperatures to 482°C. More compact than cast iron or carbon steel equivalents, 1000 Series traps are ideal for trapping applications such as tracer lines, steam mains and heating/process applications.

The 1000 Serie is **guaranteed for three years**.

Maximum Operating Conditions

Maximum allowable pressure (vessel design)†:

Model 1010, 1011:	28 bar @ 427°C
Model 1022:	45 bar @ 316°C
Model 1013:	31 bar @ 427°C

Maximum operating pressure:

Model 1010:	10,3 bar
Model 1011:	28 bar
Model 1022:	45 bar
Model 1013:	31 bar

Maximum back pressure: 99% of inlet pressure

Connections

Screwed BSPT and NPT
Socketweld
Flanged EN1092-1 PN40 or ANSI (welded)*

Materials

Body:	ASTM A240 Grade 304L
Internals:	All stainless steel – 304
Valve and seat:	Stainless Steel 17-4PH (<35 bar) Titanium (>35 bar)
Strainer body:	Carbon steel
Strainer screen:	Stainless steel

Options

- Stainless steel internal check valve
- Thermic vent bucket 17 bar maximum
- Wiggle wire
- With the 1000N Series inverted bucket, copper oxide plugging problems can be eliminated.

Specification

Inverted bucket steam trap, type ... in all stainless steel, freeze resistant, without gaskets, with continuous air venting at steam temperature, free-floating stainless steel mechanism, and orifice at the top of the trap. Maximum allowable back pressure 99% of inlet pressure.

How to Order

Specify:

- Model number
- Size and type of pipe connection
- Maximum working pressure that will be encountered or orifice size
- Any options required

Table 108-1. 1000 Series Bottom Inlet, Top Outlet Trap (dimensions in mm)

Model No.	1010	1011	1022	1013
Pipe Connections	15 – 20	15 – 20	20	25
«A» Body Outside Diameter	70	70	100	114
«B» Face-to-Face (screwed & SW)	152 – 152 / 146 – 138	183 – 183 / 169 – 176	221 / 214	289 / 289
«BB» Face-to-Face (flanged EN1092-1 PN40*)	195 – 200	225 – 230	271	375
«K» \varnothing Outlet to \varnothing Inlet	14	14	23	30
Weight in kg (screwed & SW)	0,7	0,8	2	3,4
Weight in kg (flanged EN1092-1 PN40*)	2,1 – 2,8	2,2 – 2,9	4,1	6,0

* Standard flanges are in carbon steel, stainless steel flanges are optional. Other flange sizes, ratings and face-to-face dimensions are available on request.

Shade indicates products that are CE Marked according to the PED (97/23/EC). All the other models comply with the Article 3.3 of the same directive.

† May be derated depending on flange rating and type.

All dimensions and weights are approximate. Use certified print for exact dimensions. Design and materials are subject to change without notice.

Armstrong International SA • Parc Industriel des Hauts-Sarts (2^e Avenue) • 4040 Herstal • Belgium

Tel.: +32 (0)4 240 90 90 • Fax: +32 (0)4 240 40 33

www.armstronginternational.eu • info@armstronginternational.eu

1000 Series Inverted Bucket Steam Traps

All Stainless Steel for Vertical Installation
For Pressures to 45 bar...Capacities to 2 000 kg/h



Steam Trapping and
Steam Tracing Equipment

Table 109-1. Model 1010 Capacity

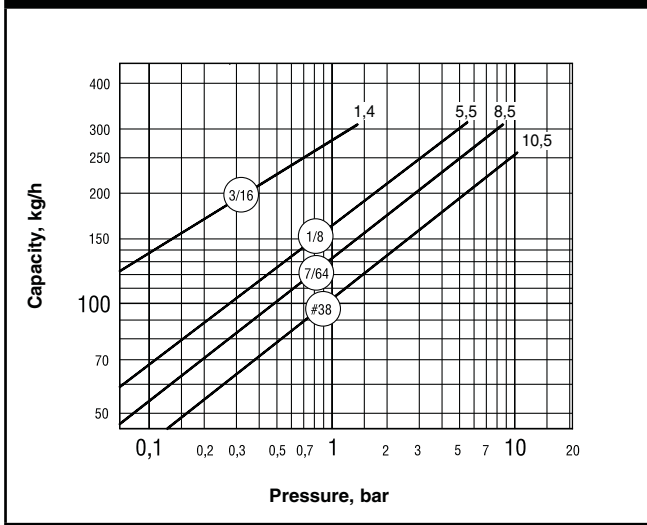


Table 109-2. Model 1011 Capacity

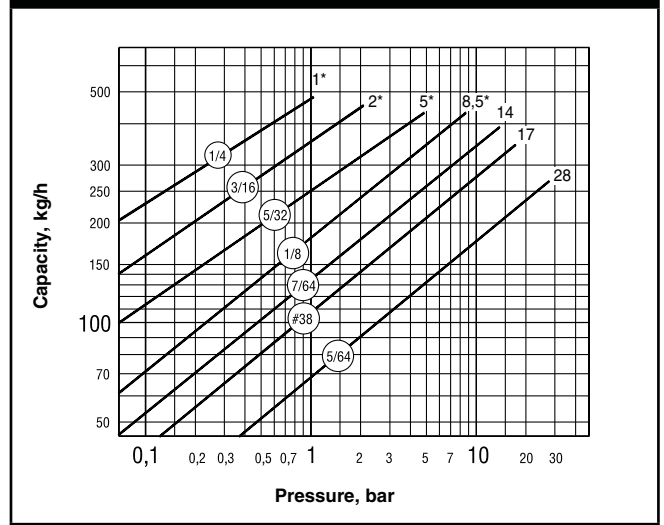


Table 109-3. Model 1022 Capacity

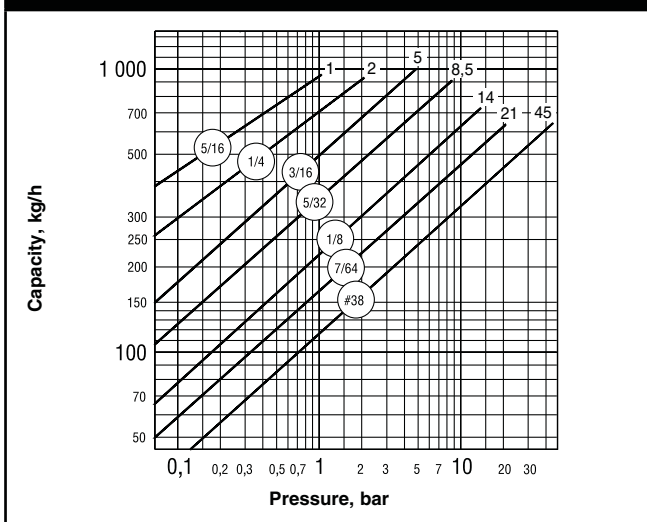
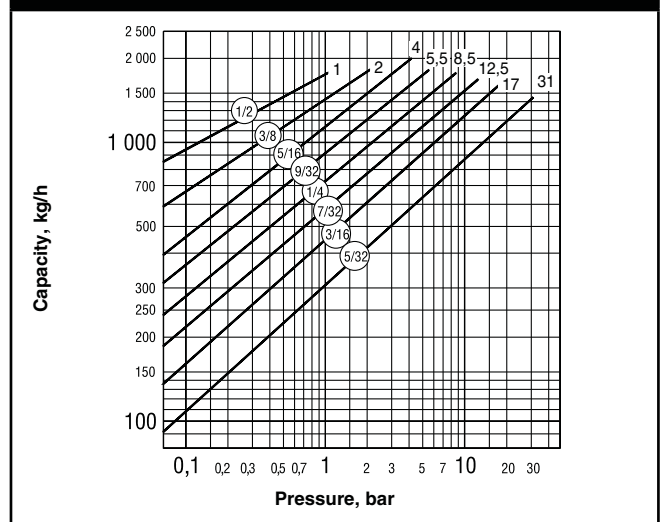


Table 109-4. Model 1013 Capacity



All dimensions and weights are approximate. Use certified print for exact dimensions. Design and materials are subject to change without notice.