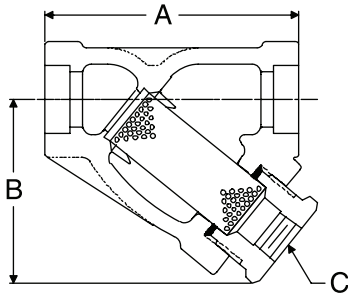


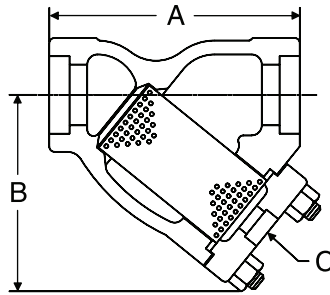


# Cast Chrome Moly Steel (WC6)

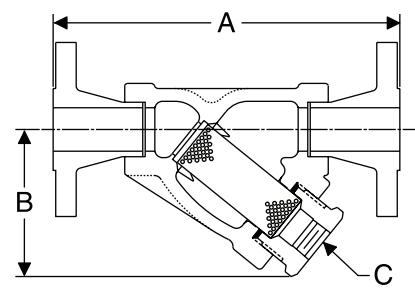
## 1 500 lb Screwed, Socketweld and Cl. 1 500 Flanged 1/2" - 2"



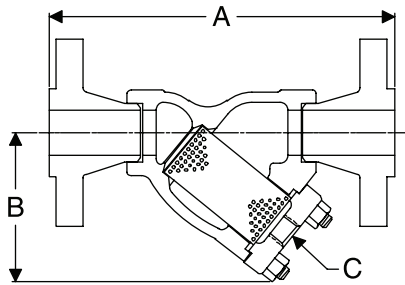
C1SC/C1SW 1/2", 3/4", 1"



C1SC/C1SW 1 1/4", 1 1/2", 2"

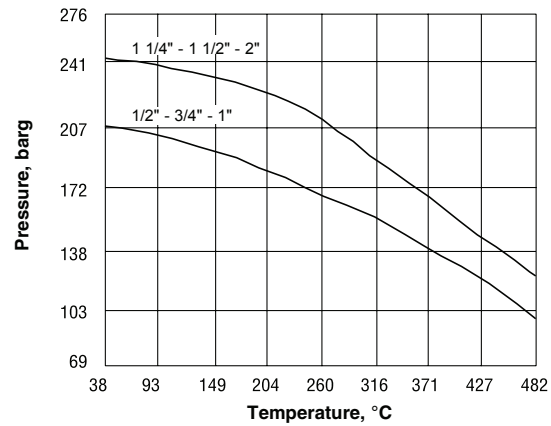


C1FL 1/2", 3/4", 1"



C1FL 1 1/4", 1 1/2", 2"

### Pressure/Temperature Rating



Strainers

**Table S-326-1. Materials: 1 500 lb Screwed, Socketweld and Class 1 500 Flanged 1/2" - 2"**

Connection Size in	Body	Screen Retainer	Gasket	Bolting	Standard Screen
1/2", 3/4", 1"	ASTM A217 Gr. WC6	ASTM A276	Soft Steel	N/A	304 SS 0,045" perforated †
1 1/4", 1 1/2", 2"		ASTM A217 Gr. WC6	316L SS Spiral Wound Non-asbestos	Studs ASTM A193 Gr. B16 Nuts ASTM A194 Gr. 2H	

† Note: Other screen materials available. See page S-321.

**Table S-326-2. Physical Data: 1 500 lb Screwed, Socketweld and Class 1 500 Flanged 1/2" - 2"**

Connection Size in	Ordering Code Standard Screen		Weight kg	Dimensions			Maximum Pressure		Screen Retainer Type	Connections
	Screwed	SW		A	B	C	Saturated Steam	38°C non-shock		
				mm	mm	in	bar	bar		
1/2"	C1SC	C1SW	1,1	95	68	3/8"	144	207	Threaded	ANSI B1.20.1 Screwed
3/4"	C1SC	C1SW	1,6	106	75	1/2"				
1"	C1SC	C1SW	2,5	127	89	1/2"				
1 1/4"	C1SC	C1SW*	8,0	171	152	3/4"	173	248	Bolted	ANSI B16.11 Socketweld
1 1/2"	C1SC	C1SW*	8,0	171	152	3/4"				
2"	C1SC	C1SW*	11,0	210	189	1"				
1/2"	C1FL 1500		5,0	210	68	3/8"	144	207	Threaded	Class 1500 ANSI B16.5 1/4" RF
3/4"	C1FL 1500		7,0	238	75	1/2"				
1"	C1FL 1500		10,0	260	89	1/2"				
1 1/4"	C1FL 1500*		17,0	308	152	3/4"	173	248	Bolted	
1 1/2"	C1FL 1500*		20,0	327	152	3/4"				
2"	C1FL 1500*		35,0	397	189	1"				

\* Socketweld Blowdown Connections.

Shade indicates products that are CE Marked according to the PED (97/23/EC). All the other sizes comply with the Article 3.3 of the same directive.

**All dimensions and weights are approximate. Use certified print for exact dimensions. Design and materials are subject to change without notice.**